DC HIGH VOLTAGE EV RELAY

EVD300

EVD300

PERFORMANCE

ITEM		PARAMETER			
Contact Arrangement		SPST-NO			
Auxiliary Contact		SPST-NO(Optional)			
		MIN Load：8Vdc 100mA；Contact Resistance：≤100mΩ			
Voltage Rating		12-200Vdc	12-750Vdc	12-1000Vdc	12-1500Vdc
Current Rating		1-300A			
Current Endurance		300A Cont.；350A 10min.；400A 180sec.；500A 30sec.			
Break Current, Max (only 1 time)		2000A 320Vdc			
Contact Resistance (Initial)		≤1mΩ (at 300A)			
Operate Time（at 20°C）		30ms Max.			
Bounce Time（at 20°C）		5ms Max.			
Release Time（at 20°C）		10ms Max.			
Mechanical Life（0.5s:0.5s）		2×10^5 Cycles			
Electrical Life		See graph			
Current-carrying capacity curve		See graph			
Insulation resistance		Initial：100MΩ 1000Vdc			
		After test：50MΩ 1000Vdc			
Impulse withstand voltage (initial)	Main contact 1mA/1min.(sea level)	AC 3500Vrms			
	Main contact & coil 1mA/1min.(sea level)	AC 2500Vrms		AC 3500Vrms	
Mechanical performance	Shock	20G peak,11ms 1/2 Sine wave (coil energized)			
	Vibration	20G peak,80-2000Hz,Sine wave (coil energized)			
	Strength	50G acceleration,half sine wave impulse 6ms, 50 times per axis.			
Operating & Storage Condition	Ambient Temperature	-40～+85°C			
	Humidity	5～95% RH.			
Altitude		≤4000m			
Weight		approx. 430g			
Certification		UL、CE、CCC			

COIL DATA

Coil Type	Nominal voltage (at 20°C)	Pick-up voltage (at 20°C)	Drop-out voltage (at 20°C)	Start-up current	Holding power (at 20°C)	Coil polarity
PWM	12-36Vdc	≤9Vdc	≥6Vdc	3.2A MAX	approx. 2.5W	non-polarized

Coil Type	Nominal voltage (at 20°C)	Pick-up voltage (at 20°C)	Drop-out voltage (at 20°C)	Coil resistence (at 20°C)	Holding power (at 20°C)	Coil polarity
Single-coil	12Vdc	≤9.6Vdc	≥1Vdc	25Ω×(1±7%)	approx. 5.76W	non-polarized
	24Vdc	≤19.2Vdc	≥2Vdc	100Ω×(1±7%)	approx. 5.76W	non-polarized
	48Vdc	≤38.4Vdc	≥4Vdc	400Ω×(1±7%)	approx. 5.76W	non-polarized

Professional Renewable Energy Industry Solution Service Provider
东科 DONGKE

EVD300

DC HIGH VOLTAGE EV RELAY

EVD300

PART CODE

EVD	300	G	1	DA	4
Series	Rate current: “300” =300A	Contact form: “G”=normally open,non-polarity,aux.contact “E”=normally open,non-polarity	Coil volatge: “1”= 9-36V dc “12”= 12V dc “24”= 24V dc “48”= 48V dc	Rated voltage: 12V dc-1000V dc	300 outer Casing

DIMENSIONS

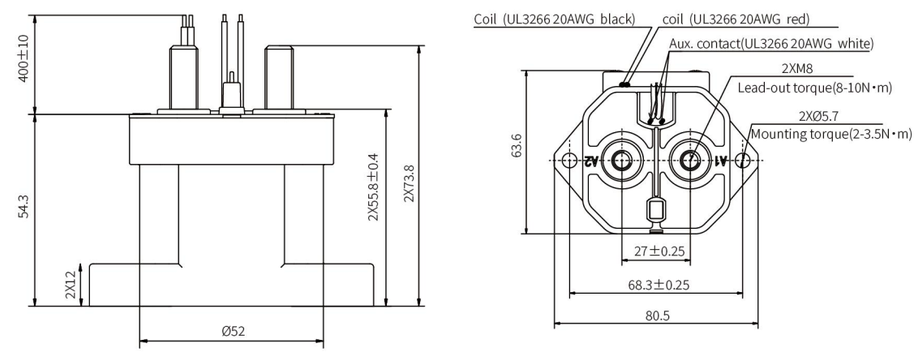

Note: 1.fastener:2xM8x8mm; 2.Mounting hardware M 5, torque 2-3.5N·m;
3.Main contact hardware M 8, torque 8-10N·m; 4.Main contact to copper area≥120mm²;

GRAPHS

■ Make & Break Power Switching Ratings

Make & Break switch (load resistance L/R≤1ms)

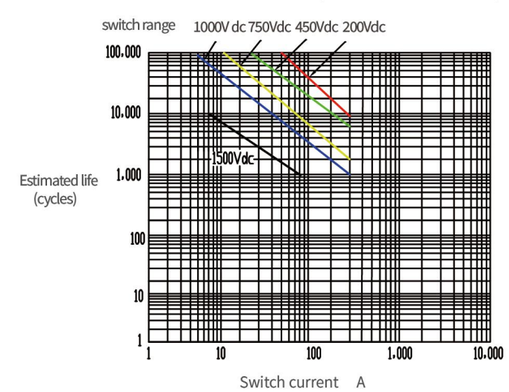
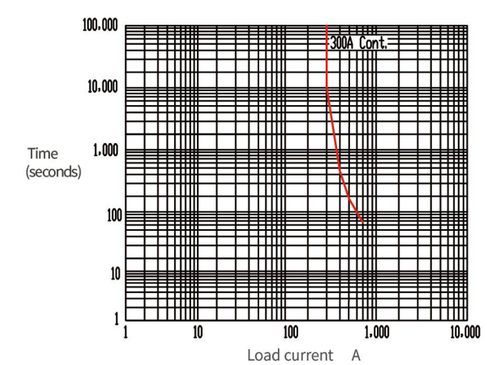
■ Current-carrying capacity curve